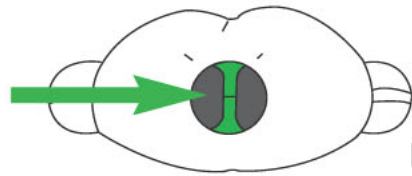


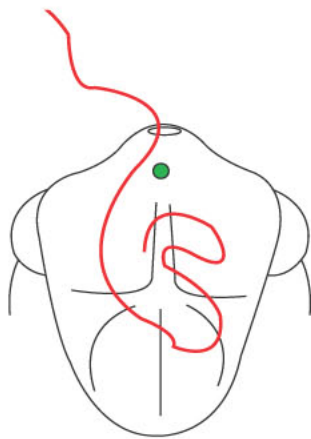
Re-attaching a Head to a 1978 CPG 'Blue Pants' Action Man using elastic.

Lee Selvester

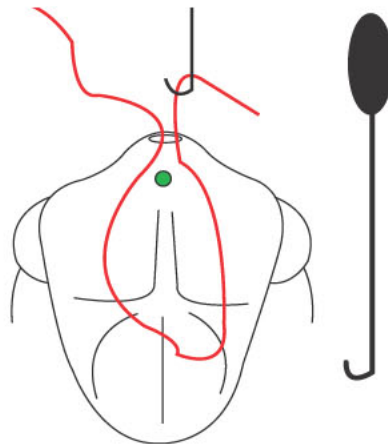
Plastic rod that elastic goes around.



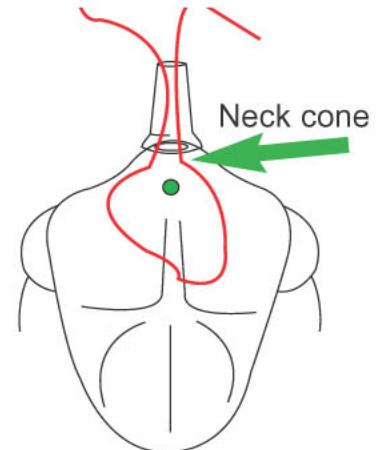
Neck cone



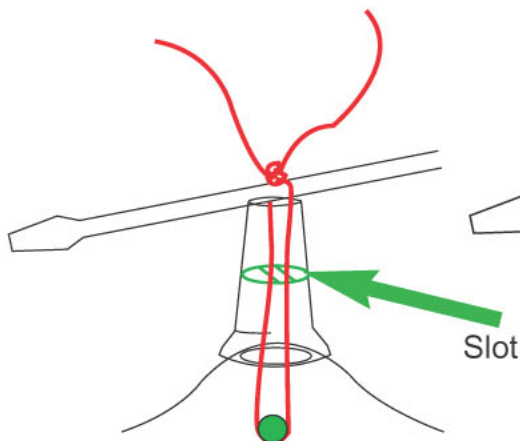
1 Feed as much elastic into the hole in neck, it makes it easier to 'fish' out.



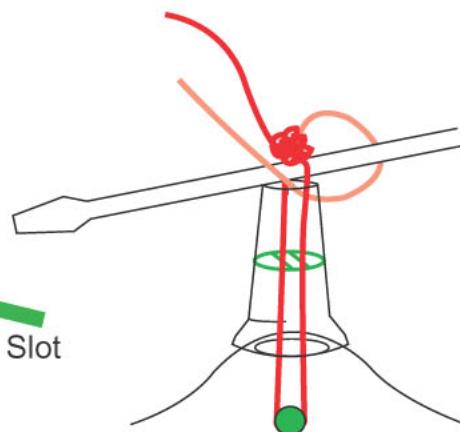
2 Using a hook (I use a hat pin with end bent) pull elastic back up through hole making sure it goes around the plastic rod.



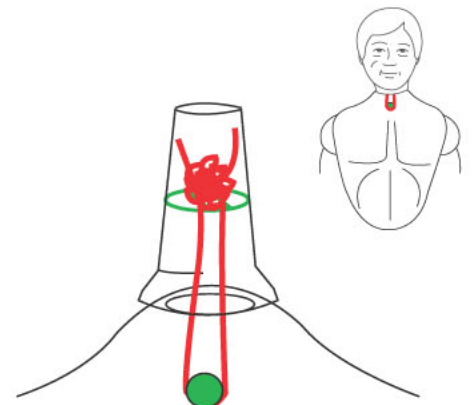
3 Feed elastic through the neck cone that holds the head in place



4 Pull elastic VERY tight and tie knot around screwdriver as in pic (this MUST be pulled tight). Keep tying knots so as to build up a bigger knot.



5 (Tricky bit!) When knot is big enough so as not to slip through slot in neck cone feed one end of elastic back through, under the knot and tie another knot. This pulls the elastic a little bit tighter which is important for when the screwdriver is removed.



6 Trim the excess elastic and remove screwdriver. The knot should stay in place on top of the slot in the neck cone and then you can push the head back on. If the head seems loose it is because the elastic wasn't tight enough in step 4.